



Upcoming events:

- ❖ The Wildlife Show (Wednesday, October 26th)



- ❖ Kindy Photo Day (Tuesday, October 25th & Thursday, October 27th)


Dear Parents,

We are pleased to announce that this year's kindy portraits will be photographed by local business **Sandpit Photos**.

Please dress your child appropriately as you would want to them to look in the photos. Staff will not change children's clothing prior to taking the photos.

For package information please visit the website:

www.sandpitphotos.com.au



- ❖ Christmas Concert (Wednesday, December 14th)

We will be sending out more information regarding this event closer to the date.



Office Talk

It has come to our attention that some parents are forgetting to sign in and out each day. It is very important that your child is signed in upon arrival and signed out when you pick them up. If not, we have no record of them being here that day or that they have gone home in the evening when we close. Not signing in and out also means that DWEER may take your CTR from you for the days that you have not been signed in/out.

Immunisation

Please remember that each time you update your child's immunisation, you should also notify the centre by bringing in your blue (Baby health) book for us to photo copy. By doing this, in the case of an outbreak of communicable disease in the centre, your child will not be excluded from care unnecessarily.

Change of details

We understand that when some of your contact details change it may be difficult to remember to notify all the various people about the change. Make sure, however, that informing your child care centre is on the top of your list when these changes are made. You might not care if you don't get your bills, or receive your daily amount of unwanted telemarketing calls, but if your child's teacher calls because of an emergency, you may not forgive yourself if we can't contact you. There are forms posted to the general notice board which can be filled out and placed in the letter box on the reception desk to pass the new details onto management.



Food & Drinks from home

A friendly reminder: your child's bag should only contain bed sheets and spare clothes suitable for any weather changes. There must not be any food, medication or creams kept inside your child's bag as these are accessible to the children at all times. We have children highly allergic to some products and food; therefore, in the interest of safety please check your child's bag on a daily basis. Thank you!



Sleeping Sheets

Please ensure that your child has their sheets with them on their first day attending the centre for the week. The sheets are then to be taken home again to be washed on your child's last day at the centre for the week. Please note: sheets are not washed at the centre, so it is important that they are taken home each week.

The Importance of Art in the EYLF

How you view art and creative development will have a significant impact upon children's development and self esteem. Art enables children to explore and make sense of their world, investigate, imagine, create and problem-solve. It enables children to make choices and achieve!

The art area should be available every day with extensive choice of materials, both 2D and 3D for children to use and explore, including paint, glue, scissors, tape, paper, boxes, collage materials, twigs, wool, crepe paper - the list is never ending. It is important to explore these materials with the children, ask questions, discover and imagine. Doing this will encourage the child's creativity and imagination, their thinking skills and more importantly their sense of belonging and being and their self worth.

Art environments that are "set up" for a particular activity directed by an adult do not promote these skills and feelings; instead they create an environment full of art work that looks the same, with no real purpose or meaning.

Art is about self expression and creating from the point of view or perspective of the creator- the child! Reflecting on the art / craft area, ask the following questions- "does this area provide children with extensive choice of material?" "Is it available at all times of the day?" "Are children's ideas and perspectives encouraged or are they told what to make?" "Is this a busy area?"

As Picasso once said... *"All children are artists. The problem is how to remain an artist once he grows up"*

<http://earlyyearstraining.com.au/eylf/importance-of-art/>

(April 14th 2011)





Toys at Kindy

Just a quick reminder to all parents that while we don't ban any children bringing toys into the centre, we do ask that they are kept to a minimum. Here at the centre we have many different types of developmentally appropriate toys and resources which all of the children have access to.

If it is your child's news day we understand that they may like to bring in a favourite toy etc. Please try to limit toys to these days.

Labelling

Please remember to label any item that comes to the centre with your child, in particular; sheets and clothing. It is also important to remember that the children take off their shoes and socks at times through the day so they must also be clearly labelled.

For the younger children; bottles, dummies, formula etc must also be labelled.



Sunscreen and Sun-safe Clothing



As we are moving so quickly through this year, the weather is already beginning to change. Please remember to dress your child in appropriate clothing to cover them up and protect them from the sun. This means:

- Clothes that cover your child's shoulders; no singlet tops or sleeveless dresses.
- Clothes that cover your child's bottom and thighs, so that they are not overly exposed to the sun.

This will become increasingly important as we come into Spring and Summer.

As well as having appropriate clothing for your child while at the centre, it is also important that parents remember to apply their child's sunscreen every morning when they drop them off at the centre.

Sunscreen is provided on the sign in desk along with a stamp. Please put a stamp on your child's hand once sunscreen is applied so that staff can see it has been done.

Some families like to apply sunscreen at home before coming to the centre, which is fine. Please still apply a stamp to them when arriving at the centre. Staff will reapply sunscreen and a stamp later in the day when the children go outside again.

staff member in the Sapphires room as she begins her traineeship to complete her Certificate III in Children's Services.



END OF YEAR CONCERT



As mentioned earlier, the end of year concert is coming up in December. If parents could let the staff know as early as possible whether their child will be attending on this day it would be very much appreciated.

Program

The program for the room remains the same as always. For new families; the program and set up of activities for the Sapphires room is changed weekly and is written up and displayed on the window above the book area. At the end of each week, staff will evaluate the activities and experiences carried out to help with the planning of future programs. The programs are planned from observations of the children's interests and needs as well as staff and parent input.

Parents can have input into the programming for their child by speaking to staff, emailing the centre or leaving a note in the communications mailbox at the front desk.

Routine

Each day the Sapphires room follows a general routine, based mostly around meal times and sleep times. Each of the children in the room will be a part of the meal times and often sleep times will vary until the children begin to have one regular sleep – after lunch.

We feel that it is important for the children to be present at the centre from the first meal as it helps them to feel a part of the group and means that they are settled with their friends in the room before the day begins, with the outdoor play time. We ask that where possible, parents have their children at the centre before 9:15am, which is when we begin morning tea. This way they can enjoy morning tea with their peers as a nice start to the day.

★ STARS ★

If you have not yet received a star in your child's locker or have misplaced it, please ask a staff member for a new one.

Completed stars will be laminated and put on the wall with velcro, for the children to be able to look at and take on and off of the wall as they please.

The star is to give some information about your child's background, interests, likes and dislikes. It can be filled with pictures, drawings or writing. A photo of your child and their family is recommended.

The stars are a great way for the children to feel a part of the room as well as to look at photos of themselves, their friends and their family.

We hope to have a star for each child up on the wall, so that all of the children can enjoy

Please remember to:

- Fill out the communications board. Staff use the information provided on this board to follow the routine for your child's day. With this information we may be able to work out reasons that a child may be upset or very sleepy etc. It also gives us an indicator of how long your child's day will be at the centre.
- Always label everything that belongs to your child. It is very easy for things to get mixed up or go missing if they are not labelled. Even little things such as socks need to be labelled if you want them to come home with your child at the end of the day.
- Change your child's nappy if they have soiled themselves on the way to the centre. It is difficult for staff to change your child first thing when they arrive as the morning period can be quite a busy time.
- Take your child's bottles home at the end of their week at the centre along with their bag, sheets and other belongings.

If you have any questions about your child's time spent at the centre or anything else mentioned above, please speak to a staff member.

Thank you,

Sapphires staff; Emily, Emma, Shahnaz and Alex C

News from the Emeralds

Welcome to the Emeralds room- Ivy, Tariq, Finnlay, Vera and Gabriella! Since the last newsletter, there have been ongoing changes to the activities based on the children's interests. We extended craft activities from painting and collage to printing and stamping and also set up a dress up area in the room to facilitate the children's dramatic play.


Music & Dance:

Group time in the Emeralds room has always been the highlight of the day. We sing the same songs repeatedly because the children enjoy them very much. The children's faces light up as we sing "My Body Makes Music" and "Tommy Thumb". Songs that involve children's names not only help all the children learn the names of their friends but also make the children feel like they are part of the song. Since we have many new children in our room, we've been singing "What Do You Think My Name Is?" for the children to learn new names.



Colour Me!

Many children in the room have an ongoing interest in trains and cars. We recently brought out the train set where the children had the opportunity to share the toy trains and cooperate in connecting the train tracks together. It stimulated the children's thinking skills to work out how to connect the tracks and link the trains.



Welcome
Spring!





Behaviour Management:

After hearing concerns from some parents about their child getting hurt by other children, the issue needs to be addressed. When kids are too young to express themselves verbally, they may resort to expressing their anger physically and hit. Children often hit if they've seen someone else hitting or have little impulse control. They may imitate what they see on television or movies. As a result, make sure you know what your kids are watching, and eliminate violent shows. In addition, spanking a young child (at home) who is hitting will confuse him/her and make it seem alright to use aggression to solve problems.

*Encourage them to express their feelings verbally or walk away when they are angry. If their strategies are not working, let them know that they can seek help from an adult and avoid hitting. Even very young kids can learn to use words and walk away from problem situations.

Please read the article from the link below for more information:

http://www.parenthood.com/article-topics/ages_amp_stages_hit_bite_or_shove.html/page/1



Just a few reminders:

- Please pack sheets and a BLANKET as it does get quite cold in the room.
- Ensure all belongings are clearly labelled with child's name.
- Bring one fruit in every day for child's morning and afternoon tea.
- Do check your child's bag & locker daily for any wet or soiled clothing.
- Please inform staff upon arrival if your child requires any medication for the day or for a certain period of time.
- Please avoid lingering around the centre when you have arrived to pick your child up as staff might not be aware that you are still here.



Thank you,

**Michelle, Shakila & Alex
(Emeralds Staff)**

News from OPALS

The Opals had a grand time dressing up and role-playing this past month. The Dress-Up Days for the whole centre were a great way to highlight the activities we've been doing. Read on to find out more...

- “Office Days” – We had a few days wherein computer keyboards, cell phones, calculators, pencils, and notepads were laid out. The children eagerly pretended to be like daddy or mummy working in the office, setting appointments and meetings or writing up a report. It was a good way to have children writing and communicating with each other.
- “Cooking Up A Storm In The Kitchen” – A play kitchen set consisting of a stove, sink, refrigerator, pots and pans, utensil, and pantry stuff were brought in. The children came up with different pretend foods and delicacies for us to try – muffins filled with chocolate bits, spaghetti with leaves, and lots of pizza! A few children traced circles on paper, cut it, drew or stuck their 'toppings' and baked it in the oven, then they went around serving their “special pizza” to everyone.
- “Knights, Castles, Dragons, and of course, Beautiful Princesses” – Dress-up clothes were brought in and our lovely girls tried on skirts, dresses, scarves and shoes, while our handsome boys proudly wore armours made of paper, along with special masks or crowns that they decorated themselves. Tubes were turned into swords to fight off dragons drawn by some children and posted on the wall. Of course, our fairytale theme would not be complete without the “Prince's Ball” for us to dance to heart's delight.



- “Rainbow Day” became a day filled with colour as children and staff came dressed in brightly coloured outfits. The children added a bit of rainbow glitz by drawing rainbow lines on paper, which we later turned into headbands with a coloured feather as a final touch.

- Dress-Up Day marked the ending of this fun-filled role-playing month and children came in as Princess, Tinkerbell, Lightning McQueen, Super Mario, Ninja Turtle, Pirates, a King, and even a caterpillar.




Next up in the Opals list of “Things We Want To Talk About and Learn More Of” are the following:

1. Food

2. Families: family members, what they do at home and out of the home (In the next week we will be sending home a heart shaped paper for you to tell us more about your family. Fill with pictures of your family and things you like to do at home and elsewhere. We hope you be as creative as you can by decorating it with pictures, stickers, magazine cut-outs, etc.)

3. Cities: travel and places to visit (If you have brochures lying around at home and you're thinking of throwing them out, we would welcome them as extra props for when we set up the Opals' Travel Agency)

4. Numbers



5. Science: how things work and how things change (Dads are welcome to sit with us for a while and tell/show us how you use your tools)



Reminders:

- ❖ Please remember to bring sheets for your child to use at the centre. Kindly label the sheets with your child's name and put it in a bag where we shall keep the sheets for the duration of the week.
- ❖ Please take note of your child's News Day. On his/her News Day, your child may bring anything special they would like to talk about to the class (it doesn't have to be a toy, you can bring a picture or something your child did at home or over the weekend). Please note that all the children have their News Day every fortnight.
- ❖ Please remind your child to hang his/her hat on the hook before you go home each day.

Angela, Shivika,
Pree & Ally

